

**C3 ERP/MIS Software**  
for Print and Packaging

Workshop Program  
2024

## Workshop Program 2024 (Webinar)

We are pleased to present our new workshop program for 2024. Here you will find our current training offers and their respective contents, learning goals, and dates. Our training sessions are suitable for both experienced C3 users, who would like to learn to use new aspects of C3, as well as entry-level users. The webinars are interactive workshops- each participant directly puts their new knowledge into practice on their own computer in his or her training environment.

That being said, a PC with a microphone (or camera, if desired) and stable internet connection are necessary in order to participate. After registering for the webinar, you will receive instructions from us on how to set up and test the training environment.

### Language

- The workshops are held in either German or English. The language depends on the preferred language of the majority of the participants and will be communicated two weeks before the workshop if it differs from the language you signed up for.
- If you wish to cancel the workshop due to its being held in a different language than you signed up for, it is possible to do that within one week of the workshop without paying any processing / cancellation fees.

### Prices and Services

- Participation fee of 550 Euro excl. VAT per workshop and participant.
- The second participant from the same company gets a discount of 50 %.
- Each participant receives detailed instruction material.

### Workflow

- The workshops take place as video conferences. Each participant is able to access from his or her own training environment.
- To allow for the best possible learning experience, the number of participants is limited to eight persons, res. four companies.
- The workshops are led by our employees, whom you already know from our hotline or consulting.
- All workshops are planned in a way that leaves enough time for questions and offering assistance with individual problems.
- Workshops start at 9 am CET.

### Sign Up

Registrations are only possible via our [website](#). After successful registration, you will receive an e-mail confirmation. For all further communication, we ask you to use this e-mail as a reference.

## Workshop Dates Overview

Workshop	1st term	2nd term
Administrator C3	Thursday, Jan. 25, 2024	Thursday, June 27, 2024
Business Intelligence (Views / Analysis / Mobile BI)	Thursday, Feb. 08, 2024	Thursday, July 11, 2024
Report Adjustment / Report Framework	Thursday, Feb. 22, 2024	Thursday, July 25, 2024
Customizing / Power! user	Thursday, Mar. 07, 2024	Thursday, Sept. 12, 2024
Shop Floor Control / 6Xij Vā8dhi ċ\	Thursday, Mar. 21, 2024	Thursday, Sept. 19, 2024
Customer Relationship Management and Document Management	Thursday, Apr. 04, 2024	Thursday, Oct. 10, 2024
Purchasing	Thursday, Apr. 18, 2024	Thursday, Oct. 24, 2024
Estimation / Product Configuration (Basic)	Thursday, May 02, 2024	Thursday, Nov. 14, 2024
Estimation / Product Configuration (Advanced)	Thursday, May 16, 2024	Thursday, Nov. 28, 2024
Basics of Label Production	Thursday, June 13, 2024	Thursday, Dec. 12, 2024

### Contact Person

If you have any questions regarding signing up or the individual workshops, please contact our office team directly at +49 7141 79155 - 0.

Yours Sincerely,

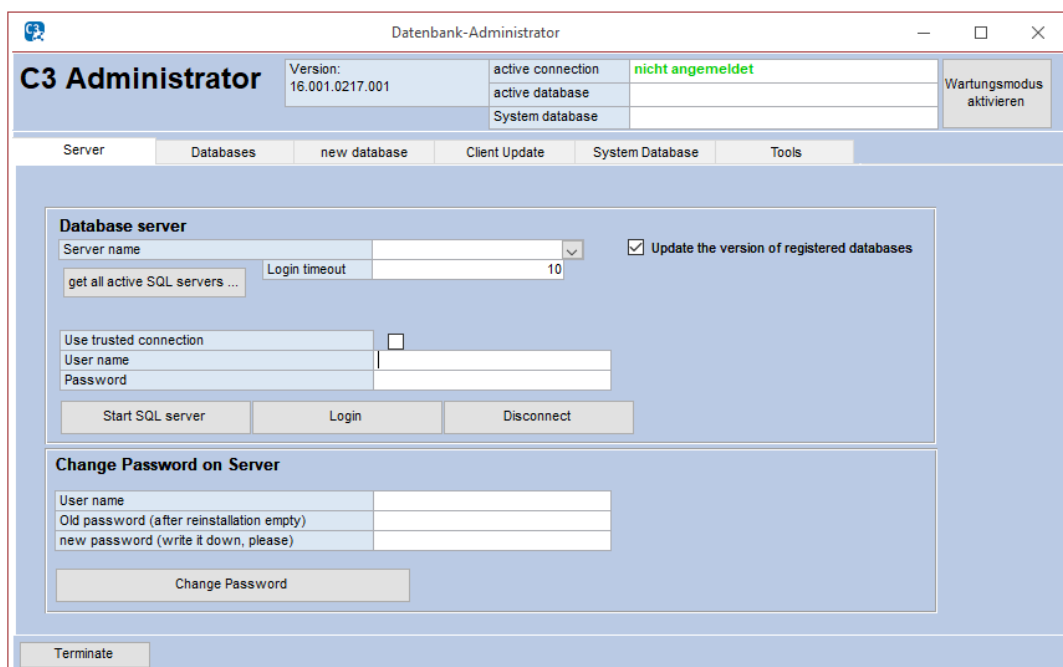
Sabrina Mauch

## Administration C3 (Installation, Database Backup, Update)

### Learning Goal:

The installation of C3 on individual clients and terminal servers. The creation of a testing environment and execution of an update. Generate a backup plan for C3.

- |  |   |
|--|---|
| <ul style="list-style-type: none"> <li><input type="checkbox"/> Installation             <ul style="list-style-type: none"> <li>▪ System requirements</li> <li>▪ Installation</li> <li>▪ Special features for terminal servers</li> </ul> </li> <br/> <li><input type="checkbox"/> Security             <ul style="list-style-type: none"> <li>▪ Establish a database backup</li> <li>▪ Restore from database backup</li> <li>▪ General data backup</li> </ul> </li> <br/> <li><input type="checkbox"/> Update             <ul style="list-style-type: none"> <li>▪ Workflow of a complete C3 update</li> </ul> </li> <br/> <li><input type="checkbox"/> Testing environment and resolving problems             <ul style="list-style-type: none"> <li>▪ Creation of a testing environment</li> <li>▪ Resolving the most common problems</li> </ul> </li> <br/> <li><input type="checkbox"/> Basic operation server service             <ul style="list-style-type: none"> <li>▪ Setup</li> <li>▪ Status</li> <li>▪ Logging</li> </ul> </li> </ul> | <p><b>Duration:</b> 1 Yaj</p> <p><b>Participants:</b> IT employees or user with good knowledge about C3 and data processing (DP)</p> <p><b>Knowledge:</b> Installation of application and networks</p> <p><b>Dates:</b> Thur., Jan. 25, 2024<br/>Thur., June 27, 2024</p> |
|--|---|



## Business Intelligence (Views / Analysis / Mobile BI)

### Learning Goal:

Create interactive reports as lists and charts as well as dashboards in the desktop and browser platform; map individual workflows using views / dashboards; next-generation user interfaces.

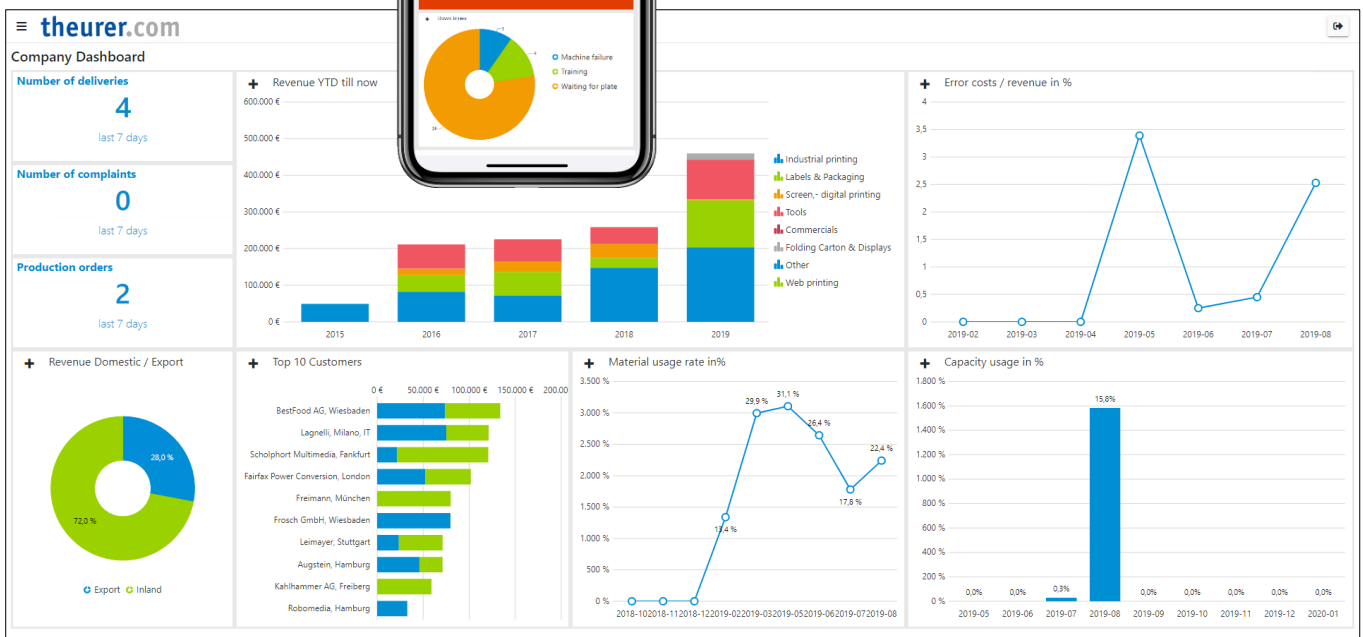
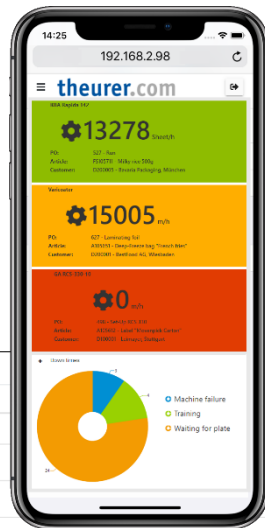
- Introduction to the C3 data structure
- C3 views / Dashboards (Analysis)
  - General possibilities and use
  - Copy existing views / dashboards
  - Create new views / dashboards
  - Import / export views / dashboards
  - Prepare data graphically
  - Basic training BI functionalities
  - Dashboard types
  - Exercises

Duration: 1 Year

Participants: C3 users with great user knowledge and good DP knowledge

Knowledge: Good user knowledge in C3. SQL knowledge is required. Knowledge of SQL management studio must be proven. Knowledge of MS Access or Excel are recommended. VBA knowledge (or other programming languages) as well as a basic knowledge are required.

Dates: Thur., Feb. 08, 2024  
Thur., July 11, 2024



## Report Adjustment / Report Framework

### Learning Goal:

Editing and creating printable reports from C3. Possibilities of adjusting reports with the report framework.

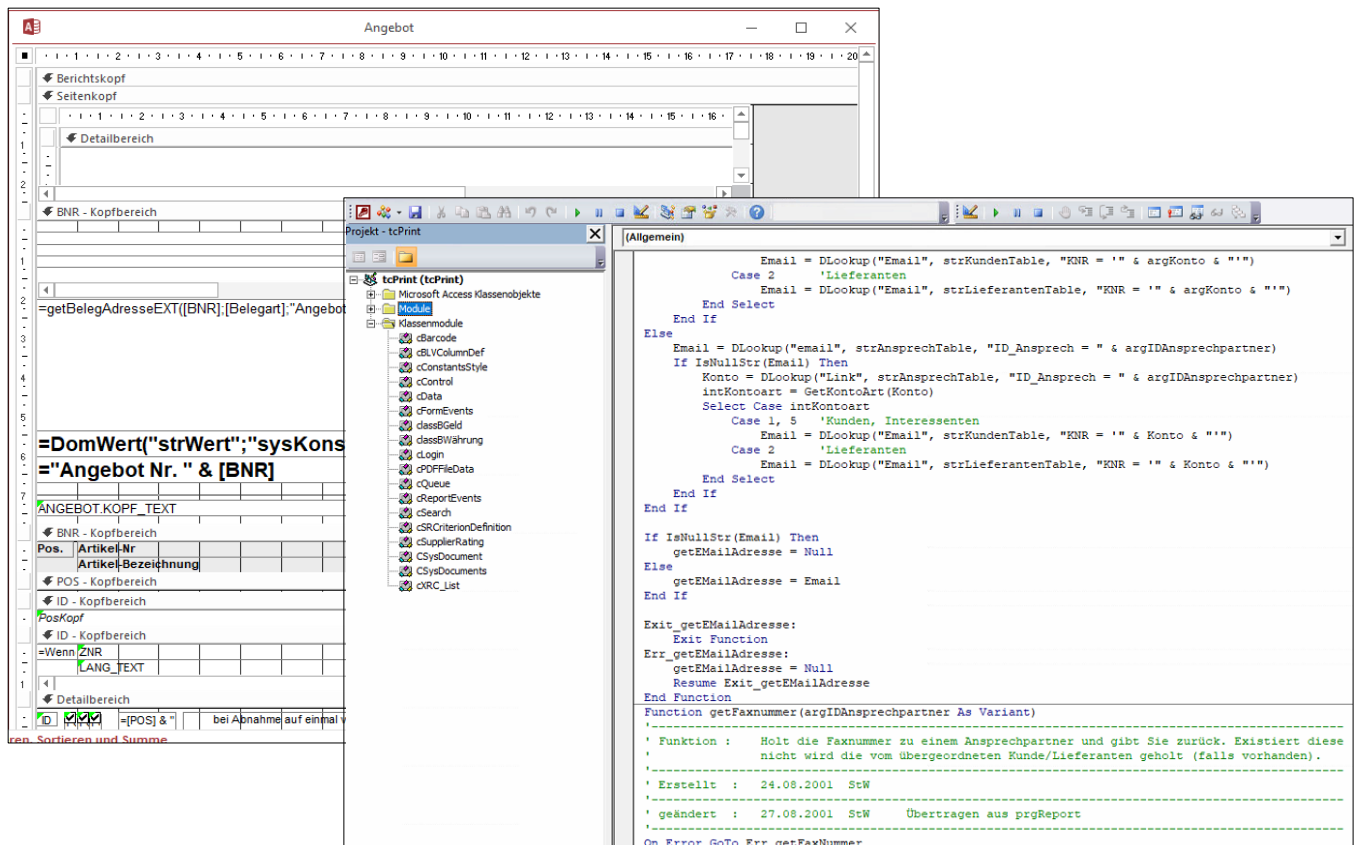
- General
  - Prerequisite to edit reports
  - Introduction to the C3 datastructure
- Reports
  - General possibilities and use
  - Edit existing reports (add new fields, move existing fields, change font, ...)
  - Inclusion of reports in C3 via the printing process
  - Report framework
  - VBA functions

Duration: 1 day

Participants: Developers; C3 users with good user knowledge and good IT comprehension

Knowledge: VBA knowledge (or programming languages) and basic knowledge of Visual Studio is required. SQL knowledge is a prerequisite. SQL Management Studio knowledge is required. Office knowledge in Access or Excel is also an advantage. Good user knowledge in C3.

Dates: Thur., Feb. 22, 2024  
Thur., July 25, 2024



## Customizing / Power! user

### Learning Goal:

Fit C3 better to company individual demands. Manage users and rights, configure user interfaces individually and extend the options bar with your own entries (views, reports).

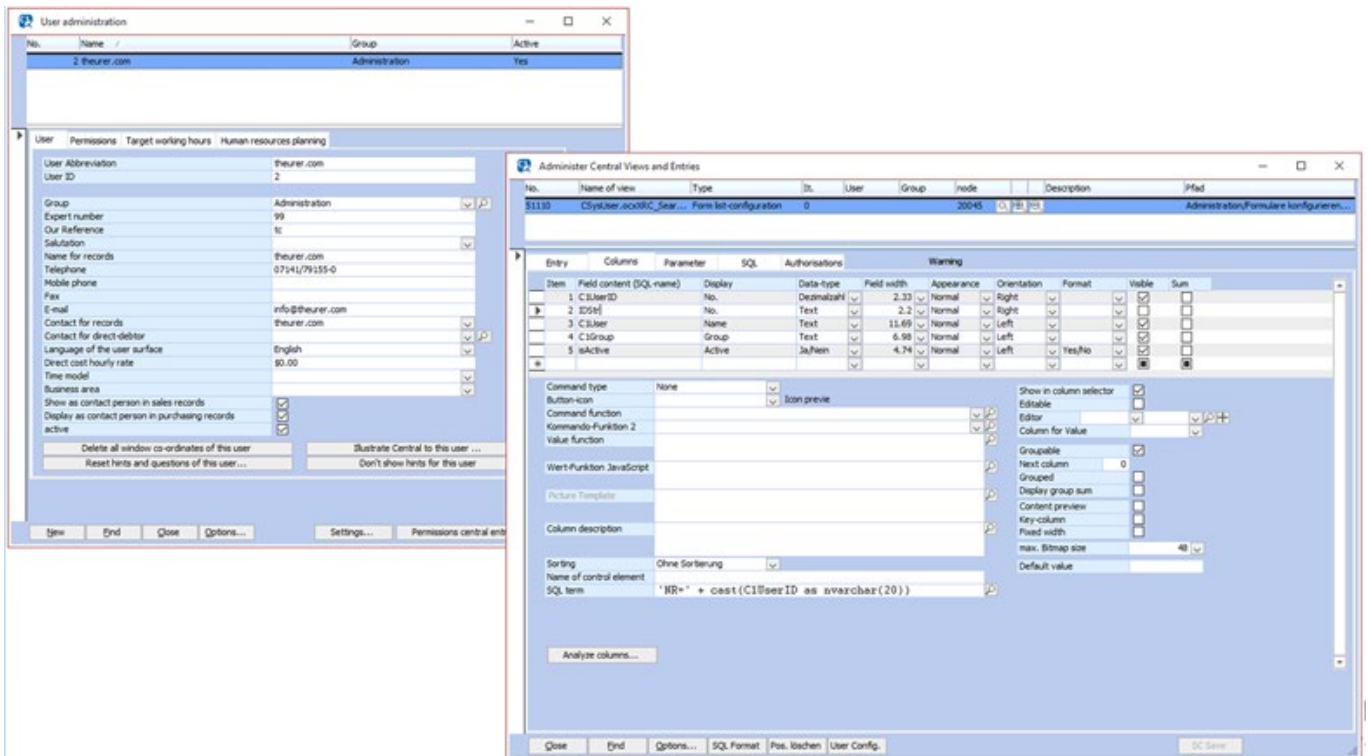
- User / \roups
  - Create users and user groups
  - Special configuration for users or groups
- Rights
  - Right distribution in C3 central
  - Right distribution in user / group management
- Customizing user interfaces
  - Mandatory fields and rights
  - Masking and renaming of fields
  - Configuration of the options bar
  - My Central
- Systemwide settings
  - Introduction in adaptivity

Duration: 1 day

Participants: C3 User / C3 Power! user

Knowledge: Good user knowledge in C3

Dates: Thur., Mar. 07, 2024  
Thur., Sept. 12, 2024



## Shop Floor Control / 6Xij Vā8dhi Ե\

### Learning Goal:

Prepare your company and your C3 for the implementation of Shop Floor Control. Oversee SFC in daily business and step in if necessary.

- General
  - Master Yata for SFC in C3
  - Preparing procedures for use
  - Tips for every day working
  
- Data \athering
  - Recording of labor time
  - Recording of actual time and material consumption
  - Manual and unplanned bookings
  
- Correction of Vookings
  - Control of recorded times
  - Typical exceptions
  
- Assessment of Vookings
  - Production, auxiliary and down times
  - Post calculation of production orders

Duration: 1 day

Participants: C3 User / C3 Power! user

Knowledge: Good C3 user knowledge

Dates: Thur., Mar. 21, 2024  
Thur., Sept. 19, 2024

The screenshot displays the 'DMI Monitoring' software interface. It is divided into several sections:

- Header:** Shows 'Recource' (E Metzger, R Prokasky) and 'Employee PIN'.
- Production order:** 555. Article no. FS105711.
- Production order information:** Last order was reclaimed. Pantone color must fit exactly.
- Article information:** Target Qty: 25000 Piece, Milky rice 500g, Size in mm (AxBxH): 118 x 30 x 164, Straightline box, ECMA-Code: npon, Material: GD1 300 g/m<sup>2</sup>.
- Work step information:** 85.0: Glueing, Bisherige Gutmenge: [blank].
- Output [Stück/Hour]:** Actual: 9600 (40%), Target: 23821.
- Consumption qty. [Stück]:** Actual: 4466 (18%), Target: 25012.
- Saleable qty. [Stück]:** Actual: 0%, Minimum: 25000.
- Counts since last entry [Piece]:** In: 4235. Buttons for 'Enter consumption' and 'Report saleable qty.' are present.
- Visuals:** A large image of 'Milchreis' (500g) packaging is shown on the right.
- Remarks:** Fields for 'Previous remarks' and 'New remark' are at the bottom.
- Buttons:** 'Interrupt' and 'Finish work step' are at the bottom right.



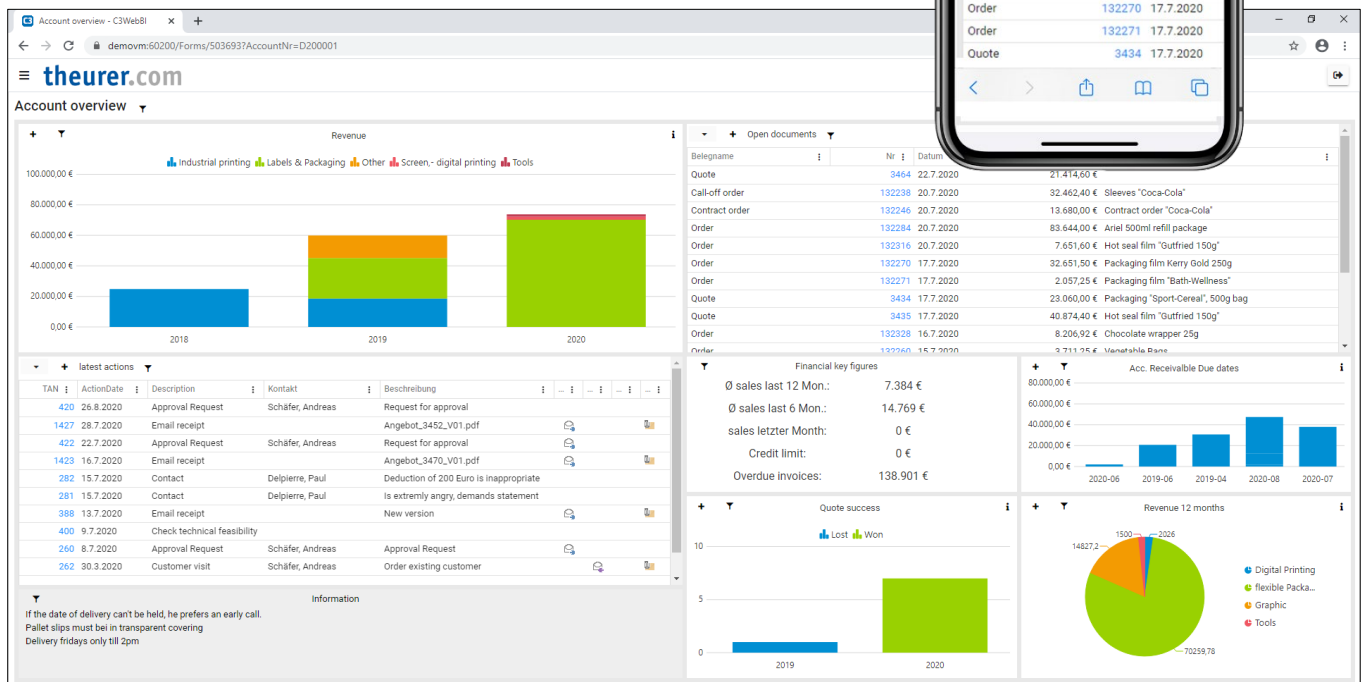
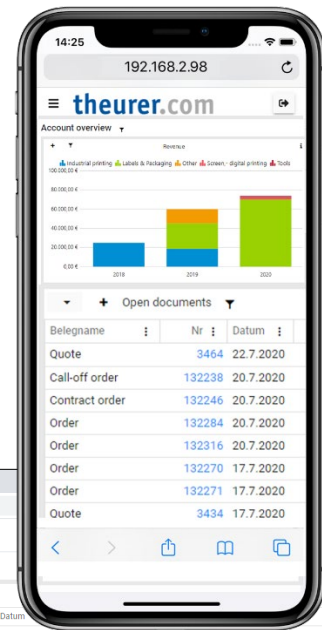
## Customer Relationship Management and Document Management

### Learning Goal:

Better transparency about customers, processes and documents in the sales department. Independent planning and execution of marketing campaigns.

- Processes
  - General functionality
  - Attributes / Contacts
  - Create new processes
  - E-Mail links
- Follow-up
  - Implementation of follow-ups in business processes
- Campaign planning
  - Approach
  - Address selection
  - Assessments of campaigns
- TAPI-Connection
- Document templates / files
  - Creating and attaching document templates
  - Use of word templates with text marks
  - Saving external files, pictures and documents

Duration: 1 day  
 Participants: Sales & Marketing and DP employees  
 Knowledge: General C3 knowledge  
 Dates: Thur., Apr. 04, 2024  
 Thur., Oct. 10, 2024



## Purchasing

### Learning Goal:

Make the right decisions on the purchasing market with the help of C3 tools.

- Purchasing master data
  - Suppliers
  - Articles
- Purchasing prices and discount structure in C3
  - Price lists
  - Discount matrix
- Article analysis with the help of ABC analysis
  - Inventory and minimum stock level
  - Reorder level
  - Order related
  - Purchasing with ABC analysis
- Our CRM process management in purchasing

Duration: 1 day  
 Participants: Employees from purchasing department  
 Knowledge: General C3 knowledge  
 Dates: Thur., Apr. 18, 2024  
 Thur., Oct. 24, 2024

Variante von VEL304WR: VEL304WR-0333

Bild	Artikel-Nr	X	Y	Z	Bezeichnung1	Bezeichnung2
	VEL304WR	1000	1000		0,075 Vellum 75	304 WR
	VEL304WR-0250	250	1000		0,075 Vellum 75	304 WR
	VEL304WR-0333	333	1000		0,075 Vellum 75	304 WR
	VEL304WR-0650	650	1000		0,075 Vellum 75	304 WR

Grundlagen Details Preise Kalk. Einkauf Lager zus. Sprachen Dokumente Vorgänge

Verwaltungsdetails

Konto-Nr  MatchCode  Artikel-Nr. Kunde

Gewicht [kg] pro Lager-ME 0,041625

Alternativ-Artikel

EAN-Nummer

GTIN

aktive Kalkulation

letzter Ausschuß [%] 0,00

OS gesperrt

Katalogseite

Gruppenkennzeichen

spez. Provision1 / 2 Keine Keine

wichtige Info

Bemerkung

Langtext Vellum 75

Artikel/Rohstoff: VEL304WR

Bild	Artikel-Nr	X	Y	Z	Bezeichnung1	Bezeichnung2
	VEL304WR	1000	1000		0,075 Vellum 75	304 WR
	VEL304WR-0250	250	1000		0,075 Vellum 75	304 WR
	VEL304WR-0333	333	1000		0,075 Vellum 75	304 WR
	VEL304WR-0650	650	1000		0,075 Vellum 75	304 WR

Grundlagen Details Preise Kalk. Einkauf Lager zus. Sprachen Dokumente Vorgänge

Preisgruppe

Hersteller

Wiederbesch.-Zeit (Tage)

Dispositions-Methode 1

Einkaufs-ME m<sup>2</sup>

1 m<sup>2</sup> = 1 lfm

EK-Preispflege LEK/KEK B/R

Preiseinheit EK 1

Kalkulatorischer EK-Preis 0,41 / 1 [lfm]

letzter EK-Preis / 1 [lfm]

mittlerer EK-Preis / 1 [lfm]

Bewertungs-Satz [%] 100

Lieferanten-Artikel-Zuordnung

KontoNr	MatchCode	Artikel-Nr des Lieferanten	seit	Haupt.	EAN des Lieferanten	L-Menge (m <sup>2</sup> )	Lieferzeit
K100009	Raffatac GmbH, F		05.04.2018	<input checked="" type="checkbox"/>			
*				<input type="checkbox"/>			

## Estimation / Product Configuration (Basics)

### Learning Goal:

Build or expand a C3 product configuration. Map your company-specific estimation logic in C3.

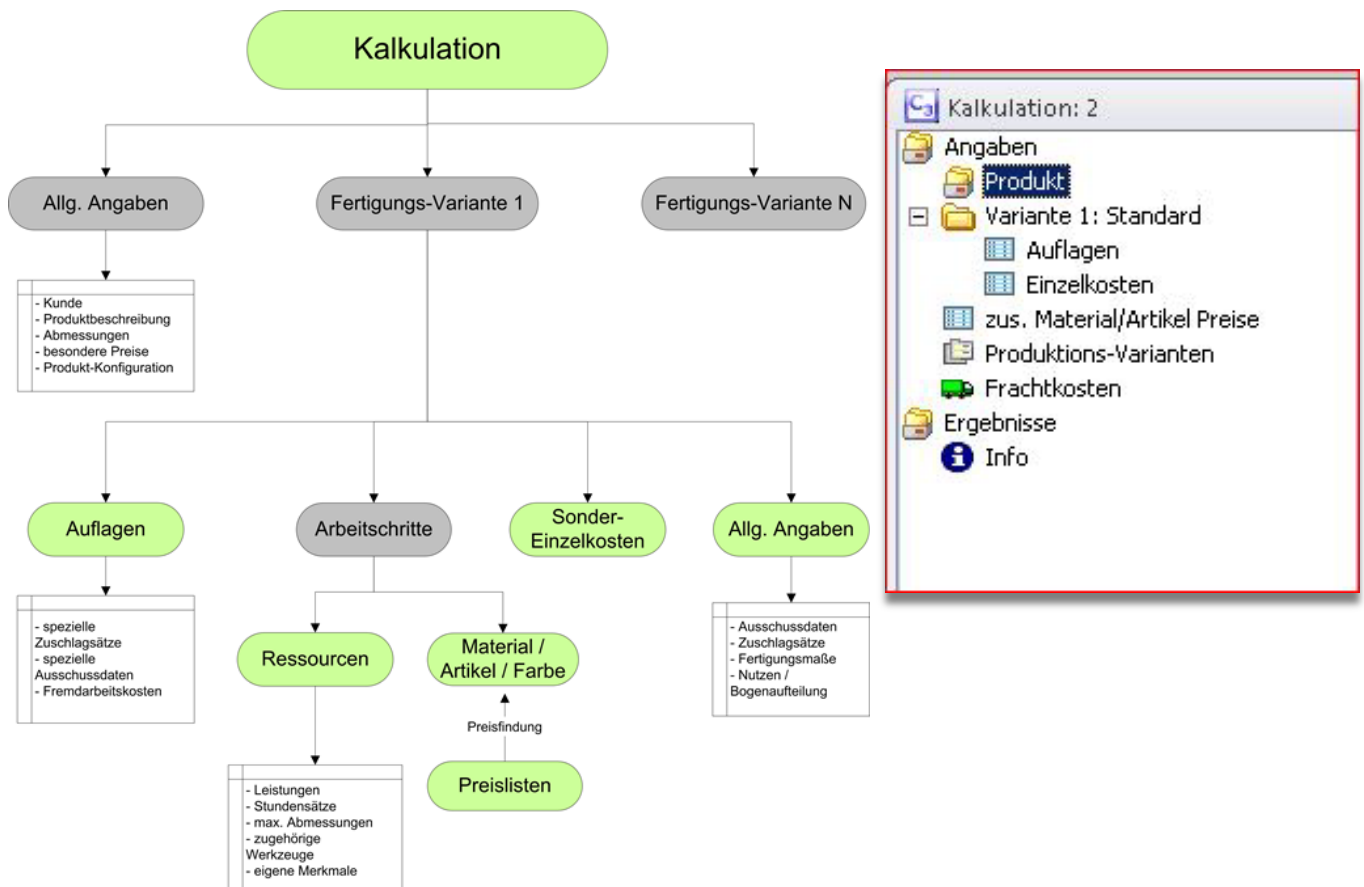
- General
  - Intended use and possibilities
  - Composition of product classes and attribute groups
  
- Attributes
  - Create and manage attributes
  - Befine dependencies between attributes
  - Value list / define standard values
  - Text generation
  
- Workflow / Material Consumption
  - Use of workflow templates
  - Dependencies of attributes and work steps
  
- Problem solving
  - Common mistakes
  - Solving problems

Duration: 1 day

Participants: IT employees or users with a good knowledge of estimation

Knowledge: Comprehension of estimation in economic sense or product comprehension in technical sense

Dates: Thur., May 02, 2024  
Thur., Nov. 14, 2024



## Estimation / Product Configuration (Advanced)

### Learning Goal:

Build or extend a C3 product configuration. Creation of efficient and individual estimation logics.

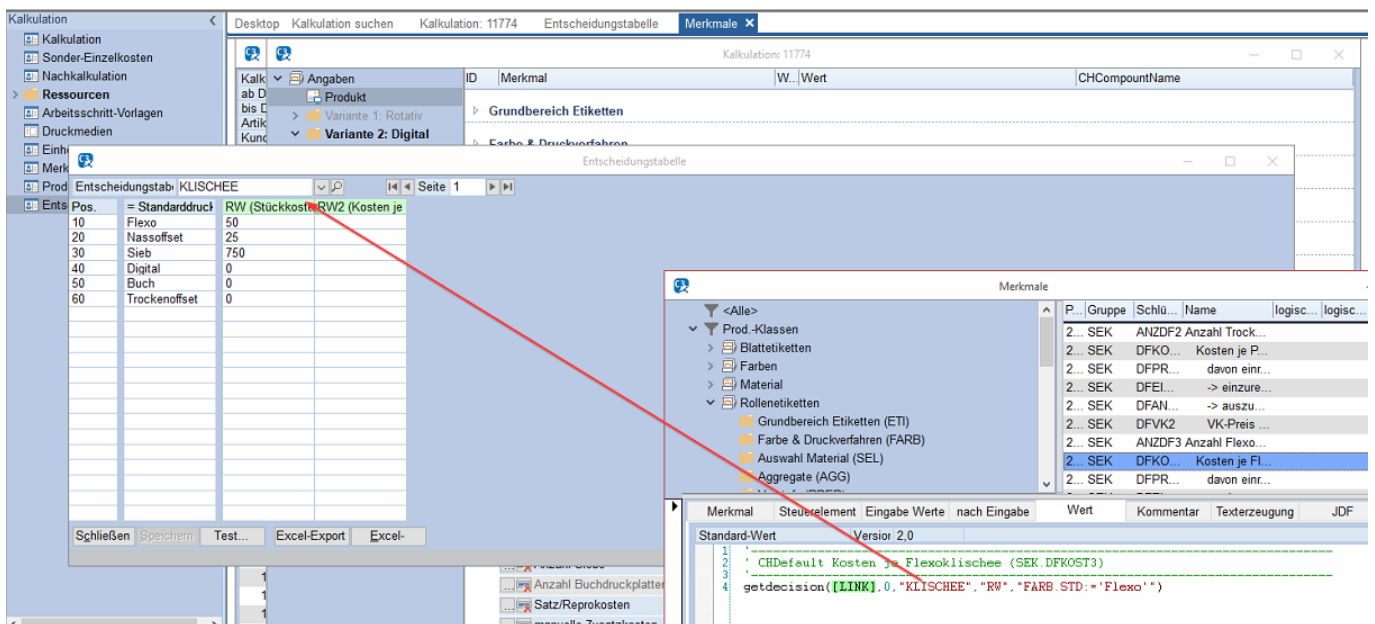
- Extra itemized costs
  - Create extra itemized costs and link them with attributes
- Decision tables
  - Purpose
  - Performance
- Manage variants
  - Activate / deactivate variants
  - Include variant logic
- Special functions
  - Include information from third party articles / material
  - Special functions
- Problem solving
  - Common mistakes
  - Solving problems

Duration: 1 day

Participants: IT employees or users with a good knowledge of estimation

Knowledge: Participation on basic estimation required

Dates: Thur., May 16, 2024  
Thur., Nov. 28, 2024



## Basics of Label Production

### Learning Goal:

Learn the basics of label production in conjunction with C3 product configuration.

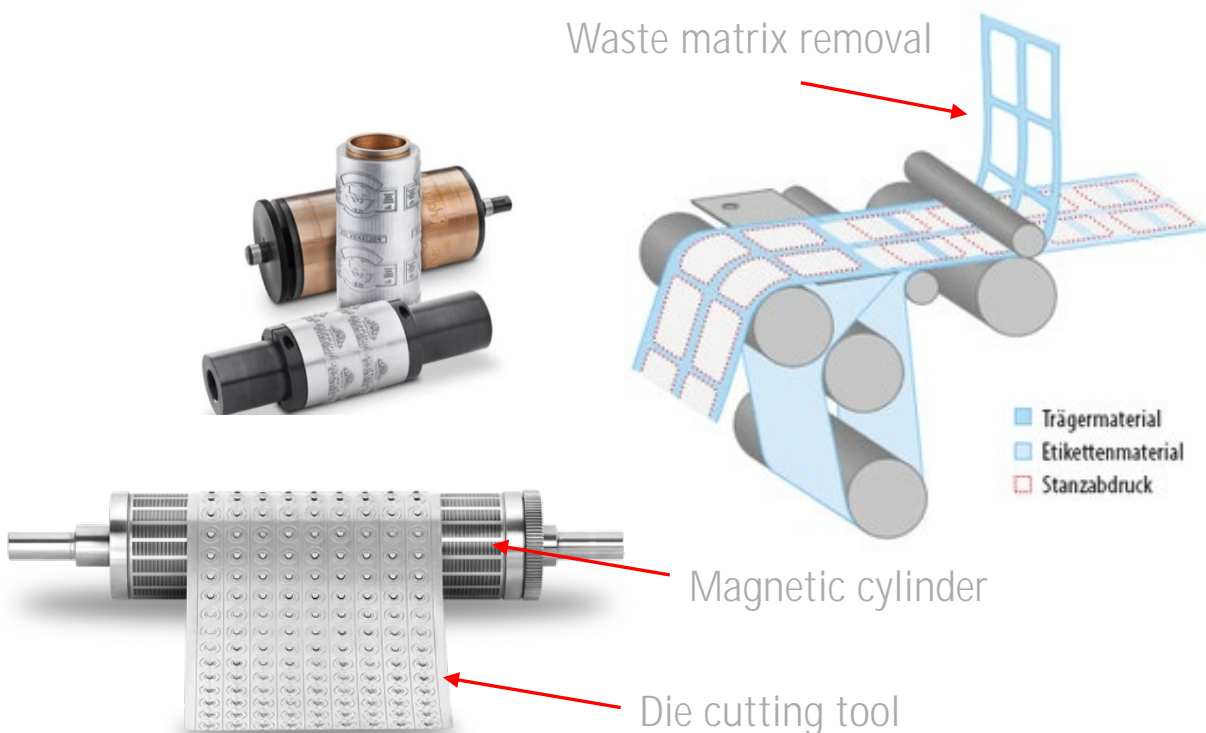
- General
  - Which sorts of self-adhesive labels exist?
  - How are they produced?
- Printing process
  - What printing processes exist?
  - Where are they used?
  - Implementation in the C3 estimation
- Raw material
  - Sorts of material
  - Structure of materials
  - Implementation in the C3 estimation
- Web structure / cumber up / Zstimation
  - What to consider
  - Implementation in the C3 estimation
- Practical examples
  - Technical projecting of a customer request
  - Estimation based on this project planning in C3

Duration: 1 day

Participants: All C3 users with interest in understanding the estimation in the economic sense and product understanding in a technical sense

Knowledge: General C3 knowledge

Dates: Thur., June 13, 2024  
Thur., Dec. 12, 2024



## Registration & participation conditions for theurer.com workshops

### 1. Conditions of Participation

theurer.com seminars and training courses are open to everyone. However, we ask you to check to what extent the seminar content and requirements correspond to your level of knowledge and learning intentions. Seminars and training courses are always conducted using the latest version of C3.

### 2. Booking & Registration

Please register at least 14 days before your desired workshop via the registration form on our website.

### 3. Participation Fees

The participation fee is per person and event plus VAT at the statutory rate. It includes event documentation and the training environment set up by theurer.com. The participation fee can be found in the individual event descriptions or the invoice. The participation fee is due for payment without deductions immediately after invoicing.

### 4. Discounts

You will receive a 50 % discount on the participation fee from the second participant onwards (for the second and each further participant).

### 5. Cancellation & Rebooking by the Participant

Cancellation (in writing only) is possible up to 11 working days before the event for a processing fee of 50 Euro plus VAT. Up to 11 working days prior to the start of the event, it is also possible to have the original attendance fee credited against a processing fee of 25 Euro plus VAT when booking another event, if the latter takes place within 6 months of the date of the original event. If the cancellation is made between the 11th working day and one day before the start of the event, half of the participation fee is due. In the event of no-attendance or cancellation on the day of the event, the full participation fee will be due. The participant is generally entitled to prove that the cancellation on the day of the event did not cause any damage at all or that the damage is significantly lower than the processing fee retained by theurer.com.

### 6. Withdrawal and Changes by theurer.com

theurer.com reserves the right to replace announced speakers with others and to make necessary changes to the event program while maintaining the overall character of the workshop. If it is not possible to hold the event due to force majeure or other important reasons (e.g. due to illness of the speaker or too few participants), the participants will be informed immediately. In this case the participation fee will be refunded. A claim for reimbursement of travel and accommodation costs as well as loss of working hours or other futile expenses is excluded, unless such costs are incurred due to grossly negligent or intentional behavior on the part of theurer.com. theurer.com strives to do everything reasonable in the event of any disruptions to services in order to contribute to the rectification or minimization of the disruption.

### 7. Copyrights

The workshop documents are protected by copyright. The reproduction, distribution or other use of the seminar documents is only permitted with written consent from theurer.com.

### 8. General Terms and Conditions

In addition, the general terms and conditions of theurer.com GmbH apply, unless these conditions state otherwise.